

The Newsletter of Milwaukee, Wisconsin's Richard I. Bong Chapter, International Plastic Modelers Society • USA

Officers:

Editor: Jeff Neal,
N50W15770 Maple Crest Ln,
Menomonee Falls, WI 53051,
262-373-0695,
jneal@mcdilldesign.com

President, Paul Boyer
1969 Lakefield Rd, Cedarburg, WI
53012-9110, 414-531-7026,
airflower2@icloud.com

Secretary: John Plzak
2112 W Kimberly, Milwaukee, WI
53221-5061, 414-282-7808,
jplzak@wi.rr.com

Treasurer: Jim Zeske
8228 S. Forest Meadows Dr.
Franklin, WI 53132-8940,
414-529-5208,
p51bmustang@msn.com

Chapter Contact: Jim Erfert
W169 N8924 Hoyt DR #4,
Menomonee Falls, WI 53051
414-526-7160
jim.erfert@gmail.com

The Wingman newsletter is published monthly by the R.I. Bong Chapter, Membership is Free All contents of the Wingman are for the enjoyment of the members. Permission to reprint any material is not required, but please credit "IPMS Richard I. Bong Wingman." Deadline for submissions is 10 days prior to the next "General meeting".

General Meeting Friday, August 9 Water Stone Bank 6560 S. 27th Street
Doors open at 7:00 p.m. Meeting starts at 7:30 p.m.

Business Meeting Wednesday, August 14 at Baker's Square 4900 S. 76th St.,
Meeting begins at 5:30 p.m. • All members are welcome!

50 Years!

So what? We just observed the 50th anniversary of mankind's giant leap to the moon, but 1969 - a half-century ago, if you can believe that - was also a big year for other reasons. On August 15 (coming up), it will be 50 years since the Woodstock Music & Art Fair was held at a rolling dairy farm in "upstate" New York. The music fest wasn't the first - Monterey, for one, came before it - but it was (and I think remains) the largest ever, with probably half a million young people attending. Think "Summerfest" but without the pavement, seats, or plumbing! I could have been there, and it wasn't far away from my family home. But no, I missed it. Instead of seeing dozens of rock and folk musicians assembled in the mud, I was standing at attention with dozens of other trembling recruits at Lackland AFB in San Antonio, Texas, starting six weeks of Air Force basic training. Yes, August in Texas. At least we weren't mired in mud.

Yep! 50 years ago I entered service in the U.S. Air Force. I had a four-year hitch, and my enlistment skirted being drafted into the Army. With my associate degree in photography, I qualified for skipping further training and landed at Hanscom Field, Massachusetts, a "think tank" for Systems Command. I spent three years there, and joined my first IPMS chapter in nearby Lawrence, MA, in the fall of 1969. 50 years - for me, that's a pretty big deal. 1969 was a big year.

I hope many of you will bring some of your military uniforms to the August 9th meeting. I was looking forward to bringing several pieces that I kept, but instead I will be attending the IPMS/USA Nationals in Chattanooga, Tennessee that weekend. Treasurer Jim Zeske will hold the reins at the meeting.

And speaking of club officers, we will ask for nominations at the September meeting, to fill the seats of our retiring officers. I hope several of you (especially you younger fellas) step up to help lead our club into the future.

— Paul Boyer

Upcoming Events Compiled by Jim Erfert

August 1-11 • West Allis, WI

WISCONSIN STATE FAIR
State fair Park

Aug 4 • Crystal Lake, IL

GTR Summer NNL, Algonquin Township
Administration Building, 3702 US HWY 14
Crystal Lake, IL 60014
Doug Fisher Kkfisher1@comcast.net

August 7-10 • Chattanooga, TN

IPMS/USA Nationals, Chattanooga Convention Center 1150
Carter St., Chattanooga, TN, 37402 Michael Moore, 423-
596-5130, mmoore1132@gmail.com

September 14 • St. Louis, MO

IPMS Gateway Chapter Model Show
Holiday Inn St. Louis SW--Route 66, 10709 Watson
Road, St. Louis, MO, 63127
Chris Merseal, 314-832-4840, crm@inlink.com

September 21-22 • Rockford, IL

WW2 reenactment
Guiford Rd. Midway Village, Rockford Il.

September 28-29 • Greenbush, WI

Civil War reenactment
Wade House, Greenbush, WI

Sep 28 • Inver Grove Heights, MN

Inver Grove Heights Veterans Memorial Community
Center, 8055 Barbara Ave., Inver Grove Heights,
MN, 55077. Robert Maderich, 612-423-2985,
robertmaderich69@hotmail.com

October 11-12 • Schaumburg, IL

MMSI Chicago show 2019
Chicago Marriott Schaumburg, 50 N. Martingale Rd.
Schaumburg, IL 60173

October 26 • Milwaukee, WI

"THE HAM SHOW"
Lake Lodge Masonic, Hall 1235 E. Howard Ave.
Milwaukee, WI. 53207

October 26 • Oshkosh, WI

Winnebago Area Model Classic, Scale Model Show &
Swap Meet. Hilton Garden Inn – Oshkosh, 1355 West
20th Ave. Oshkosh, WI
www.facebook.com/wamclassic, wamclassic.wixsite.
com/wamc/, wamclassic@gmail.com

October 26

Winnebago Area Model Classic Theme:
50 Years of the Silver Screen. Auto Challenge
Class: GT 2 GTO WAMClassic@gmail.com, www.
WAMClassic.wix.com/wamc, www.facebook.com/
WAMClassic

November 3 • Milwaukee, WI

Scale Auto Hobby & Toy Show Serb Hall, Milwaukee
WI www.uniqueeventsshow.com

Flyers w/maps for these events are sometimes
available at the general meetings or by calling me.
Please take copies only if you plan to attend. The
IPMS/USA website has info on most of these events.
Check it out.

Jones' Ramblings by Al Jones

Summer rolls on. At the last business meeting it was decided that the theme for the October???? General Meeting shall be Russian subjects. Hmmmm! On the shelf in the kitchen, I spotted an

Accurate Miniatures P-39 kit in 1/48th scale. I know that we gave the Russians a bunch of our P-39s during WW2. That might make a great subject.



Lt. Ivan Baranovsky was killed in battle. His plane shown above crashed into Lake Mart-Yavr. When the plane was discovered at a depth of 5m in 2004 by a fisherman, his body was found in

the cockpit. There is a lot of info on this rescued aircraft on the internet. So, we'll have to see how this project progresses.

— Al



The Trilogy Connection

August Update

Hi People, Hope this finds everyone doing well and enjoying the summer. With so much going on this is just a quick update this month.

Jeff Neal is making excellent progress on his Great Wall P-61 Black Widow. It is coming together very well and getting close to some paint.




Ed VanBrabant is working away on his Tamiya F4U Corsair and is close to finishing up some really nice cockpit detail work.

Dennis Tennant has been absent for awhile, what with moving, hip surgery, getting his new hobby work area setup, etc., etc., I think I need to talk to him about his priority's! (just kidding Dennis, we miss you).

Me, I have finally finished my Pfalz DIIIa (YAY!) and am back at my Albatross. Getting ready to close up the fuselage and start work on the wings and external stuff.

Best wishes to all for a fun and productive summer.

— Jim



Secretary's Notes by John Plzak

Seven members attended the July Business meeting. With the agenda pretty much set for the rest of the year, there was only a few items to discuss. The June meeting was very relaxed and enjoyable. A count of 26 Fords were on display for the theme that night. Well done everyone. Planned for the August meeting will be Uniform Night. A couple of members plan on bringing some uniforms from their collections to the meetings. Please feel free to bring anything you think would be of interest. As the meeting night falls on the same date as the IPMS National Convention in Chattanooga TN, several members will be absent including Paul and I. Treasurer Jim Zeske has volunteered (?) to host the meeting that night so make sure you afford him all of the respect you do Paul (good luck Jim).

In September we will have are second club auction for the year. The monies raised from these auctions goes to fund all of the club projects, so please bid often and bid high. There are always some great buys to be had at the auction. Also that month we will be accepting Nominations for club Officers. With the entire current e-board retiring at the end of this year we need someone to fill each position. While being an office does require some commitment to the club none of the jobs are onerous. Also Al Jones will be hosting another of his "clean out his collection" contests. This time Al has chosen a bunch of Arie and Otaki kits. The way this works is you select a kit (or

kits) from Al's collection and you have until the March meeting to have it built. Don't get the kit built, you owe Al \$10.00. Build it and you have a chance of winning several collector coins that Al dispenses as prizes, some are worth a good chunk of change.

In October we will have the election of club officers. The Theme for that month will be "The Russians are Coming". No not the movie (though that is a fun watch) but any Russian or Soviet subject meets the theme. Of course in November we will have our annual club contest. Contest Chairman John Werwie is making only one change to the contest this year and that is to start the voting by members earlier so as to give everyone more time to vote.

That's it for this month. I won't see you at the meeting. I'll be in Chattanooga, enjoying all the beautiful contest modes as well as the world's largest hobby shop. See you in September.

— JP

2019 Meeting Schedule

Aug	Bring your Uniforms
Sep	Auction, Nomination of officers
Oct	Election of Officers
Nov	Annual Club Contest
Dec	Christmas party, awards presentation
Jan	???

by Ed Doering



Kit Number – AMT 1064

Bobby Allison Monte Carlo Stock Car

Scale – 1/25

Skill Level - 2

Bobby Allison is one of Nascar's most famous drivers, ranking high up on the all-time winner's list, as well as capturing Nascar's "Most Popular Driver" awards many times. Along with "Red" Farmer, the founder of the infamous "Alabama Gang", brother Donnie,

son Davey, and good friend Neil Bonnet, these rough and ready good old boys, fought a life-time feud with the Pettys during the 1970s era of Nascar racing, some of the most exciting racing in Nascar history.

Around 1972, Bobby hooked up with another Hall of Famer – the legendary "Junior" Johnson, who had just completed building a 1972 Chevy Monte Carlo.

Bobby shocked the racing world when he and Junior announced they had secured massive sponsorship from Coca-Cola, and the legend of the red and gold #12 "Coke Machine" began.

The Monte Carlo body worked extremely well. So well, that at the closing of the 1972 Nascar season, Bobby had won 10 times to Petty's 8,

and finished in the top five 25 times out of 31 races that year, to finish second to Richard Petty in the run for the 1972 Nascar championship.

Armed with a very powerful 427 cubic inch big block Chevy motor, Allison waged a season long personal "feud" with Petty, often resulting in some "after race altercations".

This only added to the superstar status of both of these top drivers. The fans seemed equally divided between loyal Allison fans, or Petty fans. Both Chevy and Dodge pumped tons of money into each team, during the season-long battle for supremacy on the high banks.

I well remember tuning in to Motor Racing Network's weekly coverage of the 1972 Nascar season, while attending college in California, and when AMT released this kit back in 1972, the kits just flew off the shelves at area hobby shops. Every car modeler wanted to build this kit. And this recent re-release of that 1972 kit, is very well received. It's on the shelves for the New Year at many local hobby shops.

Let's take a look at this exciting kit. To be honest, it's not a state-of-the art kit, it's still vintage 1972 era model technology. But, that doesn't mean it can't be altered to bring it up to 2017 model standards with a little work.

I've seen this model built upon a more modern AMT stock car chassis, rendering more detail than what's present in the kit. With slight frame modifications, the more modern type Nascar frame can be joined with the kit's Monte Carlo body.

Being a very simple kit, there are only six assembly blocks to build this historic car.

As with most kits, assembly begins with the 427 Chevy Motor. The kit's motor lacks a lot of detail, but after-market parts, or a bit of kit bashing will bring it up to snuff. As with most kits of any era, the carb is rather poorly detailed, and a resin 4-barrel Holley carb will look a lot better. The rest of the motor isn't all that bad. The two halves of the motor block are glued up. Don't forget to file and sand away the joint seam. The heads and valve covers, race oil pan and the front water pump looks the part, as well as the belts and fan. You get

the correct Plenum chamber to top with the Weind intake manifold, and the valve covers include oil breathers. I'd also opt for a pre-wired distributor, drill plug holes, and wire the motor, as well as adding carb linkage, fuel lines etc.

The wheels in step two are not all that great. They are period correct, but just look a bit toyish and clunky. A far better solution would be to get sets of 1970s Weld wheels thru Plastic Performance Products, available thru Southern Motorsports Hobbies, as well as a set of their 1970s tires.

In step three, we work with the frame, which already has the stock muffler and exhaust removed, to make way for a racing exhaust system. A racing fuel cell is included on the one piece chassis, and only needs a bit of detail painting to bring it to life. The drive line is also one piece, and includes the trailing arm suspension, differential, drive shaft, and rear end oil pump. A rear axle brace is also included. Dual shocks for the rear end are added, and the completed motor is set into the frame, and then the race exhaust headers are mated to the motor.

The rear wheels are set into the frame with the included metal axle. You may have to do some modifications if you elect to use the PPP wheels and tires I noted earlier, or if you plan to use a modern AMT stock car frame under this kit's body.

In step four, we attack the interior. While an accurate roll cage is included, I found it does not sit high enough to get the top of the roll cage up into the inside roof of the body. Those using a modern AMT stock car chassis with this body will no doubt need to make modifications as well.

Or, you can either graft on pieces to extend the legs of the roll cage, to raise it into proper position. A Thermos water jug, rear end cooler, and fire extinguisher are included for the race interior.

However, some of these parts are a bit small. I'd kit bash these parts from a modern stock car kit.

The interior pan is one piece, and has the rear seat already removed for you.

A period correct race seat is included, but again I'd kit bash one to replace the kit's seat.

The firewall is attached to the front of the interior pan, along with a race dash, and steering wheel.

There are no guage decals included, but you can add them from a Slix decal sheet.

We start building the body in step five. The glass is one piece with runners connecting the windshield and rear window, for very easy assembly.

The completed interior with roll cage etc. is then inserted into the body after the glass has been added.

A note is made that you should dry fit the car's hood and front bumper and grill when placing the radiator air shroud. You may need to sand down the top edge of the shroud as needed to prevent a gap between the hood and grill. The radiator is also added to the motor bay in the body.

In block six, the rear spoiler is added to the car's trunk area. It looks a bit thick, and a thinner one could be made from sheet plastic.

The frontal frame braces get added to the firewall and front of the chassis.

You are left to place the battery in any optional location, but most were added to the back corner of the frame.

The gas cap gets added to the indentation made in the rear quarter panel, front spoiler is added below the front grille/bumper, and the side exhaust dumps are mated to the headers.

The front grille and bumper are then added, along with head light covers. The rear bumper is then added. A racing gas can is included, to display along with the car.

AMT has updated this kit with a high quality decal sheet, containing the full markings for the car. The car has red sides, with a gold hood, roof, and trunk area. The Coca-Cola decals are included, along with speed product decals for the fenders.

Also, the four racing tires are Tampo stamped with white Goodyear lettering.

You can elect to build the car right out of the box, into a fairly accurate representation of Bobby Allison's Monte Carlo, or as noted, you can slice and dice a chassis to fit the body, and kit bash parts as well thru-out your build.

With only six assembly blocks, the kit proceeds well and easily along. With adult help, a child of eight could tackle this kit. Skill level is at two.

This car is one of Nascar's most historic cars, a true racing legend. I rate it about a 7, only because the kit's 1970s technology, and lacks somewhat in detail, with some toy-like, clunky parts.

If you're into building vintage historic Nascar models, this kit belongs in your collection. Grab one, and start the Summer off with a bang!

—ED

There were 50 model Information cards filled out. Please make sure you fill out the Model Information cards. **Please fill them out clearly.** I enter what I can read and my eyes aren't what they used to be. **Also please leave them on the display table.** The format of this list is: Modelers name, Item being displayed, Kit Manufacturer and Scale.

John Clancy Lannister Lion Wintercroft 1/1 (Paper), Ford Model T SuperModel 2/25 (Paper), King Tut Wizhead ? (Paper), White Walker Wintercroft 1/1

Ed Doering 1966 Ford AMT 1/25, 1957 Ford Revell 1/25, 1934 Ford Coupe AMT 1/25, 1939 Ford Sedan AMT 1/25, Zakspeed Capri Tamiya 1/24, 1940 Ford Coupe AMT 1/25

Ethan Smith Ford GPA Amphibicar Tamiya 1/35

Art Giovannoni 1917 Ford Ambulance ICM 1/35, 1970 Ford Torino GT Revell 1/25, P-47D Hobby Boss 1/48

Gregory Waldo M3 Stuart - Late Prod Tamiya 1/35

Chris Cortez Russian Tank Hauler Takom 1/72

Al Jones 1966 Ford Fairlane 500 AMT 1/25, 1930 Ford Cbriolet Monogram 1/24, 1997 Ford F-150 XLT Revell 1/25, Ford Mustang Monogram 1/25, 1932 Ford Phaeton AMT 1/25, 1960 Ford Skyliner AMT/ERTL 1/25, Ford GT Tamiya 1/24

Paul Boyer C-37B Amodel 1/7

Mike Klessig Ford Capri Turbo Tamiya 1/24, Ford GT Revell 1/24

David Rotgers 1940 Ford Panel AMT 1/25, Mystery Machine Polar Lights 1/25

Joe Frishmann M-42 Duster Tamiya 1/35

Randy Dieck F-84G Hobby Boss 1/32

Dave Hansen Escort Carrier "UNYO" Aoshima 1/700, USS Hornet Tamiya 1/700, Seaplane Carrier Aoshima 1/700

Tom Foti Elephant ? 1/35

Vlado Jovic Mig-31 BM AMK 1/48

Walt Fink Blackburn Beverly Mikro Mir 1/144

Andy Keyes Bristol Blenheim Mk1F Airfix 1/48

Bill Cook 1925 Model T AMT 1/25, 1928 Model A AMT 1/25

Jeff LaMott Hitchhiker Fifth-Freedom 1/6

Jay Wichmann B-17 Diorama ? ?

Phil Pignataro F4-G Phantom II Revell 1/72

Steve Jahnke Corvette Revell 1/25, 1948 Ford Woody Monogram 1/24, Ferrari ? 1/24, 1970 Buick GTX Monogram 1/24

Rick Alrecht Malco Gasser MPC 1/25

Vic Rood 1957 Ford Custom Revell 1/25, 1953 Ford Country Squire Flintstone 1/25

John Plzak T-28 Zveda 1/35



Phil Pignataro F4-G Phantom II Revell 1/72



Art Giovannoni P-47D Hobby Boss 1/48



Randy Dieck F-84G Hobby Boss 1/32



Paul Boyer C-37B Amodel 1/7



Vlado Jovic Mig-31 BM AMK 1/48



Walt Fink Blackburn Beverly Mikromir 1/144



Andy Keyes Bristol Blenheim Mk1F Airfix 1/48



John Plzak T-28 Zvezda 1/35



Art Giovannoni 1917 Ford Ambulance ICM 1/35



Ethan Smith Ford GPA Amphibicar Tamiya 1/35



Chris Cortez Russian Tank Hauler Takom 1/72



Gregory Waldo M3 Stuart - Late Prod Tamiya 1/35



Gregory Waldo M3 Stuart - Late Prod Tamiya 1/35



Al Jones Percival Proctor Dora 1/48



Steve Jahnke Corvette Revell 1/25



Steve Jahnke 1948 Ford Woody Monogram 1/24



Steve Jahnke Ferrari ? 1/24



Steve Jahnke 1970 Buick GTX Monogram 1/24



Rick Alrecht Malco Gasser MPC 1/25



Vic Rood 1957 Ford Custom Revell 1/25



Vic Rood 1953 Ford Country Squire Flintstone 1/25



Art Giovannoni 1970 Ford Torino GT Revell 1/25



Ed Doering Zakspeed Capri Tamiya 1/24



Ed Doering 1939 Ford Sedan AMT 1/25



Ed Doering 1934 Ford Coupe AMT 1/25,



Ed Doering 1957 Ford Revell 1/25



Ed Doering 1966 Ford AMT 1/25



Ed Doering 1940 Ford Coupe AMT 1/25



Al Jones Ford GT Tamiya 1/24



Al Jones 1960 Ford Skyliner AMT/ERTL 1/25



Al Jones 1932 Ford Phaeton AMT 1/25




Al Jones Ford Mustang Monogram 1/25



Al Jones 1930 Ford Criolet Monogram 1/24



Al Jones 1966 Ford Fairlane 500 AMT 1/25



John Clancy Ford Model T SuperModel 2/25 (Paper)



David Rotgers 1940 Ford Panel AMT 1/25



Mike Klessig Ford GT Revell 1/24



Mike Klessig Ford Capri Turbo Tamiya 1/24



Bill Cook 1928 Model A AMT 1/25



Bill Cook 1925 Model T AMT 1/25



Jay Wichmann B-17 Diorama ? ?



John Clancy King Tut Wizhead ? (Paper)



Jeff LaMott Hitchhiker Fifth-Freedom 1/6



John Clancy Lannister Lion Wintercroft 1/1 (Paper)



John Clancy White Walker Wintercroft 1/1



Dave Hansen Seaplane Carrier Aoshima 1/700



Al Jones 1997 Ford F-150 XLT Revell 1/25



Dave Hansen USS Hornet Tamiya 1/700



David Rotgers Mystery Machine Polar Lights 1/25



Dave Hansen Escort Carrier "UNYO" Aoshima 1/700

WAS IT OVER WHEN THE GERMANS



Mike
Mattheiss

AUGUST
7-10

BOMBED PEARL HARBOR?

NOOGA NATS



2019 NATIONAL CONVENTION

CHATTANOOGA
TENNESSEE

"Mikey" & "Vanderhoff" Characters
© 2018 Michael Mattheiss. All rights reserved.

www.ipmsusnationals.com

mmoore1132@gmail.com

Please support our local Hobby Shop friends!

Model Empire

7116 W Greenfield Ave
West Allis, WI 53214-4708
(414) 453-4610
www.modelempireusa.net

HobbyTown USA

1704 S 108th St, Milwaukee, WI 53214
(414) 771-5215
htuwestallis@sbcglobal.net

Happy Hobby

7125 N 76th St
Milwaukee, WI 53223-5007
(414) 461-6013
www.happyhobby.com
see our other greater Milwaukee locations

Adventure Game & Hobby

248 Maple St
Waukesha, WI 53186
(262) 548-9177
www.adventuregamesplus.com

WANTED

Any and all model military kits. If you have come to the conclusion that you will never have time to build all of your kits, now is the time to turn those unwanted kits into cash. I'm a dealer that needs inventory for kit shows. I'm only interested in complete, unbuild examples. Thanks — Pete Gitzel
262-895-2975 home • grizzly3@wi.rr.com • 414-331-3339 cell

Military Collectibles Shop

9707 W. Greenfield Ave
West Allis, WI 53214
(414) 727-1190
militarycollectorsHQ.com

IPMS/USA MEMBERSHIP FORM

IPMS No.: _____ Name: _____
If Renewing First Middle Last

Address: _____

City: _____ State: _____ Zip: _____

Phone: _____ E-mail: _____

Signature (required by P.O.) _____

Type of Membership Adult, 1 Year: \$30 Adult, 2 Years: \$58 Adult, 3 Years: \$86

Junior (Under 18 Years) \$17 Family, 1 Year: \$35 (Adult + \$5, One Set Journals) How Many Cards? _____

Canada & Mexico: \$35 Other / Foreign: \$38 (Surface) Checks must be drawn on a US bank or international money order

Payment Method: Check Money Order

Chapter Affiliation, (if any): _____

If Recommended by an IPMS Member, Please List His / Her Name and Member Number:

Name: _____ IPMS No.: _____

IPMS/USA

Join or Renew Online at: www.ipmsusa.org

PO Box 56023

St. Petersburg, FL 33732-6023



Call Todd Augustine for a quote

email: taugustine@amfam.com

Tel: (414) 755-8890

Toll Free: (800) 692-6326

11616 W. North Ave Ste. D
Wauwatosa, WI 53226

WANTED

Plastic Model Cars

Built or Unbuilt



Also looking for Milwaukee Road Railroad Items
And Milwaukee Area Streetcar Memorabilia





*Give Me a Call and
Clean Out Your Attic*



RICK 414-762-0611

ALL NEW MILITARY COLLECTIBLES SHOP



**NEW
STUFF**

**NEW
LARGER
STORE**

**SAME
GUYS**

**MORE
ROOM**

NEW LOCATION

**MORE
FUN**

**9707 W. GREENFIELD AVE.
WEST ALLIS, WI 53214**

414-727-1190

**SAME
NUMBER**

SAME COOL WEBSITE

MILITARYCOLLECTORSHQ.COM

Ride Wanted!!!

I'm looking for a kind someone who lives in the West Allis area who could be kind enough to pick me up & take me to/from the monthly IPMS meetings.

I can help with gas if desired.

I live near 92nd & Lincoln, at
9104 WEST LINCOLN AVE. #4

If you can help, please contact:

VIC ROOD

9104 WEST LINCOLN #4

414-543-1391

(I have a message machine)

E-mail: victorrood@yahoo.com

!!!For Sale!!!

The bike is a 2016 ROYAL ENFIELD 500cc "Classic"
It's black & white, with gold pin striping - IMMACULATE PAINT, never dropped or abused in any way - LIKE NEW condition. NO DAMAGE!

Engine starts, & bike runs & drives a-ok.

I bought it a year ago, in 2017. It was a left over 2016 model

It ONLY HAS 30 MILES on it. Not even broken in yet.

The VIN number is : ME3FSV276GK500635

The bike has been garage stored since day of ownership

Owned by a 70 year old adult who respects bikes, &

keeps them in gorgeous condition.

Here are a list of the things I'll include with the bike:

- Royal Enfield saddlebags
- Burly Brand "Voyager" Tank/Tail bag
- Burly Brand bike back pack - brand new
- Kryptonite type Bike locks NEW
- Bike cover NEW
- Bell Full Face "FLYING TIGERS" Helmet Brand new
- Royal Enfield leather jacket Brand new
- 2 pairs of HB brand new Kevlar jeans Leather gloves
- 2 piece Storm Rider brand new Rain suit - jacket & pants - brand new
- RRR Bike Solutions tool kit brand new
- Original Royal Enfield Owner's Manual

CONTACT: Ed Doering

(414) 545-4467

E-mail: e_doering@yahoo.com

